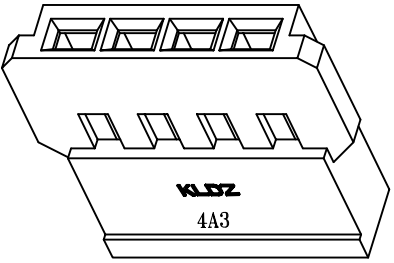
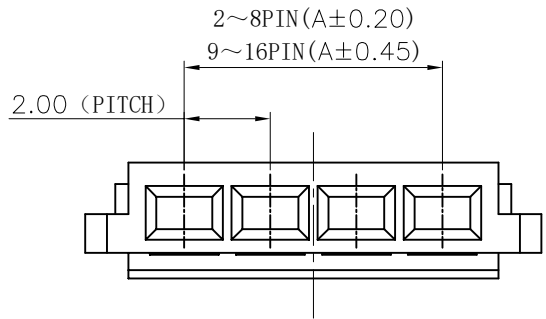
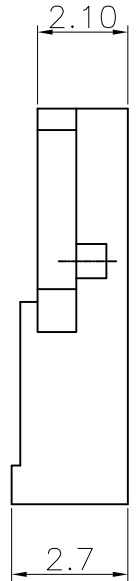
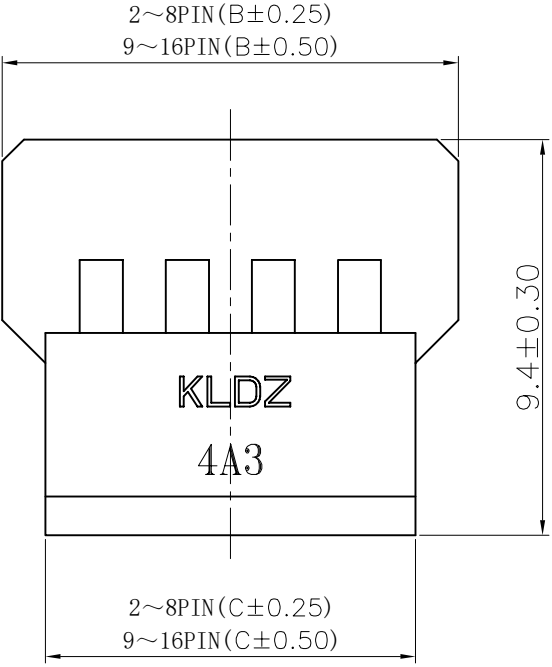



REV.	ECN NO	DESCRIPTION	REVISED	DATE
A		新订图面	KEVIN	



孔位 POLES	尺寸DIM (mm)		
	A	B	C
2	2.00	6.60	4.60
3	4.00	8.60	6.60
4	6.00	10.60	8.60
5	8.00	12.60	10.60
6	10.00	14.60	12.60
7	12.00	16.60	14.60
8	14.00	18.60	16.60
9	16.00	20.60	18.60
10	18.00	22.60	20.60
11	20.00	24.60	22.60
12	22.00	26.60	24.60
13	24.00	28.60	26.60
14	26.00	30.60	28.60
15	28.00	32.60	30.60
16	30.00	34.60	32.60



- 备注:
1. 材料: PA 或 PBT UL94V-2 本色
 2. 额定电流: 2A
 3. 额定电压: 125V AC, DC
 4. 接触电阻: 20mΩ MAX
 5. 耐电压: 500V AC
 6. 绝缘电阻: 1000MΩ MIN

 浙江快利电子有限公司

GENERAL TOLERANCE	
X.° ± X.'	.XXX: ±0.10
X' ± X.	.XX : ±0.15
.XX° ± 1'	.X : ±0.25
.XXX' ± 0.5'	X. : ±0.35

DESIGN: KEVIN
 CHECKED:
 APPROVED:

DATE: 2013-09-15
 DATE:
 DATE:

DWG. NO.
 PART NO. KL-CB2.0-NY

TITLE.
 CB2.0-NY

REV.	A	UNIT.	MM	SCALE.	-
------	---	-------	----	--------	---